



KAIRUKI UNIVERSITY

**& FACTS
FIGURES**

APRIL, 2025





KAIRUKI UNIVERSITY



FACTS AND FIGURES APRIL 2025



Table of Contents

List of acronyms.....	4
The KU Chronicle.....	5
1. Name: Kairuki University (KU)	6
2. Contact Address:	6
3. Status:	6
4. Brief History:	6
5. Vision statement	6
6. Mission statement	6
7. University motto	6
8. Core Values of the University	7
9. University Governance and Administration.....	7
9.1 The Owner	7
9.2 Chancellors.....	7
9.3 Chairpersons of University Council.....	7
9.4 Vice Chancellors	8
9.5 University Management.....	8
9.6 Governance Organs	8
10. Academic Programmes Offered by KU.....	8
11. Calendar	9
12. The University Teaching Hospital	9
13. Students Enrolment Trend for the Past Three Years 2022/23-2024/25.....	9
14. Students enrolment trend by gender for the past three years 2022/23-2024/25	10
15. Students enrolments per year from 1997/98 to 2024/25 academic year per programme	11
16. Students population trend for the past three years 2022/23-2024/25.....	14
17. Graduation statistics for the past two academic years 2022/23 to 2023/24	15
18. KU Graduates statistics per programme and gender 2017/18-2023/24	16
19. KU Graduation statistics per year from 2003/04 to 2023/24.....	23
20. International Students	24



21. Kairuki Alumni Association	25
22. Students Welfare	25
22.1 Office of the Dean of Students.....	25
22.2 Students Association.....	25
22.3 Sports and Games /Recreational Activities	25
22.4 Student’s Accommodation.....	26
22.4.1 In-Campus Accommodation.....	26
22.4.2 Off-Campus Accommodation	26
22.4.3 Students’ Health Services.....	26
22.4.4 Cafeteria Services	26
22.4.5 Psychosocial Wellness Centre	27
22.4.6 Student Advising.....	27
22.4.7. Sponsorship/Study Loan Opportunities	27
22.4.8 Religious Activities.....	27
22.4.9 Students Professional and Association Club	27
23. Staffing as of 2024/25 academic year	28
23.1 Staff distribution by age.....	28
23.2 Staff distribution by gender	29
23.3 Staff by qualifications	30
23.4 Academic & technical staff by ranks	31
23.5 Academic and technical staff by ranks and gender	32
24. ICT Services at KU.....	33
25. University Library.....	34
25.1 Library Physical Space	34
25.2 Library Collection.....	34
25.3 Library Management and Information Systems	34
26. University Strategic Plan	34
27. KU Boko Campus Construction	35
28. Research and Publications Activities for the Past Five Years 2022/2023 to 2024/25 Academic Years	35
29. Students Engagement in Community Services.....	36



List of acronyms

BScN	- Bachelor of Science in Nursing	KUCA	- Kairuki University Catholic Association
BSW	- Bachelor of Social Work	KUMSA	- Kairuki University Muslim Students Association
CASFETA	- Christ Ambassadors Students Fellowship Tanzania	KUSA	- Kairuki University Students Association
CCT	- Christian Council of Tanzania	LIA	- Letter of Interim Authority
CFR	- Certificate of Full Registration	MD	- Doctor of Medicine
CoA	- Certificate of Accreditation	MIU	- Mikocheni International University
CPR	- Certificate of Provisional Registration	MMed	- Master of Medicine
CT scan	- Computerised Tomography scan	MRI	- Magnetic Resonance Imaging
DIN	- Diploma in Nursing	MScPH	- Master of Science in Public Health
DSW	- Diploma in Social Work	NHIF	- National Health Insurance Fund
EAUSF	- East Africa Universities Sports Federation	OSIM	- Online Students Information Management
ENT	- Ear, Nose and Throat	PhD	- Doctor of Philosophy
FASU	- Federation of African University Sports	PG Diploma	- Post Graduate Diploma
FISU	- Federation of International Students Union	WTC	- Wholistic Therapeutic Counselling
HEAC	- Higher Education Accreditation Council	TUSA	- Tanzania Universities Sports Association
HKMU	- Hubert Kairuki Memorial University	TUCASA	- Tanzania Universities and Colleges Adventist Students Association
HKMUSA	- Hubert Kairuki Memorial University Students Association	TAFES	- Tanzania Fellowship of Evangelical Students
ICT	- Information & Communication Technology	TAMSA	- Tanzania Medical Students Association
KHEN	- Kairuki Health and Education Network	TANNA	- Tanzania National Nurses Association
KPIL	- Kairuki Pharmaceuticals Industry Limited	USA	- United States of America
KSN	- Kairuki School of Nursing		

The KU Chronicle

- 1. November 09, 1992:** Application to the Government to open a private university. The Law did not allow by then, had to wait and lobby.
- 2. May 19, 1997 - Ministry of Health Letter:** Inspection of Nursing Building Layout Ref: HET/30/63B/VOL.IV/153.
- 3. August 01, 1997:** Letter of Interim Authority (LIA) from the Higher Education Accreditation Council (HEAC) to start a private university (Act No. 10 of 1995 Section 65, clause C).
- 4. September 28, 1997:** Official opening of the Mikocheni International University (MIU) by the HEAC Chairman, Professor Geoffrey Mmari.
- 5. October 01, 1997:** Enrolment of the first students in the Faculties of Medicine and Nursing.
- 6. October 15, 1997: Ministry of Health Letter:** Permit to open a School of Nursing leading to Diploma in Nursing (HET/30/63B/VOL. IV/197).
- 7. August 25, 1998: Ministry of Health Letter:** Permit to open a School of Nursing leading to Diploma in Nursing for in-service students (HET/30/63B/VOL.IV/268)
- 8. September 29, 1998:** The University obtained the Certificate of Provisional Registration (CPR) on (CN. HEAC.001).
- 9. December 22, 1998:** The Certificate of Full Registration (CFR) was obtained. HKMU Constitution is approved. First private university to reach this stage in Tanzania.
- 10. March 1999:** MIU was renamed Hubert Kairuki Memorial University (HKMU) in honour of its founder and first Vice-Chancellor who had passed away on February 06, 1999.
- 11. November 25, 1999:** The Registrar of Trustees formally registered HKMU under The Trustees' Incorporation Ordinance (Cap. 375).
- 12. March 2000:** The 4th Level Technical Evaluation was carried out for Accreditation purposes.
- 13. June 28, 2000:** Certificate of Accreditation (CoA) No. 001 awarded to HKMU by the HEAC.
- 14. March 11, 2022:** President of the United Republic of Tanzania approved the amendment of the Charter. The amendments included change of the name from Hubert Kairuki Memorial University (HKMU) to Kairuki University (KU) and change of the naming from faculties to schools.



1. Name: Kairuki University (KU)

2. Contact Address:

70 Chwaku Street, Regent Estate Mikocheni, P.O. Box 65300, Kinondoni- Dar es Salaam, Tanzania. Tel: 255-22-2700021/4, E-mail: vc@ku.ac.tz or secvc@ku.ac.tz or info@ku.ac.tz, website: www.ku.ac.tz

KU is located 7-km from Dar es Salaam city centre with municipal services such as supermarkets and banks located within walking distance of the campus. Dar es Salaam is the largest city and the commercial capital of United Republic of Tanzania.

3. Status:

Accredited on 28th June 2000, being the first private University in Tanzania to reach this stage. KU was re-accredited by the Commission for Universities in Tanzania effective from 29th April 2021.

4. Brief History:

The Kairuki University is a private institution owned by a non-governmental organization, the Kairuki Health and Education Network (KHEN). KHEN also incorporates the Kairuki Hospital (KH), Kairuki School of Nursing (KSN) and the Kairuki Pharmaceuticals Industry Limited (KPIL). Formerly

known as Mikocheni International University, KHEN was established in August 1997 by the Late Prof. Hubert C. M. Kairuki after whom it was renamed Hubert Kairuki Memorial University (HKMU), following the death of the Founder in February 1999. In 2024, the name was changed to Kairuki University (KU). Justification to start the University was from a call by the government to the private sector to contribute to the improvement and expansion of health and higher education in Tanzania. The objects and functions of the University are as outlined in Part II, Establishment of the University, Section 5(1) of the Charter.

5. Vision statement

To become a model private university in Tanzania, and in Africa: a university that provides highest quality education, conducts cutting edge research, and provides exemplary services to the society.

6. Mission statement

To educate liberally and broadly, qualify men and women to advance frontiers of knowledge through research, and provide consultancy and advisory services to the public.

7. University motto

KU for a Brighter Future.

8. Core Values of the University are:

- i. **Professionalism:** The University shall adhere to high professional ethics and standards and impart these elements to its students.
- ii. **Excellence:** The University is committed to excellence in all its activities. It will continue to recruit the most promising students, faculty, and other staff, and to provide them with resources to excel.
- iii. **Adaptability:** The University shall lead Tanzania and the region in embracing latest scientific and technological developments, and in adapting them to suit its local situations.
- iv. **Competitiveness:** The University shall cultivate a culture of competitiveness and integrity.
- v. **Partnerships:** The University is as dynamic institution, and seeks to learn from available best practices, and to grow stronger together with its peers. It has a strong resolve towards interdisciplinary activities, colloquia, and research; towards forging new alliances for innovativeness in emerging new sciences; and, towards providing an interface where students, administrators, and academic staff work together for a common shared vision and goals.

9. University Governance and Administration

9.1 The Owner

The Owner, Kairuki Health and Education Network (KHEN) is the principal promoter, founder and funder of the University and ensures that the University is sustainable academically and financially. The KHEN Board is chaired by Mrs Kokushubila Kairuki.

9.2 Chancellors

- i. H.E. the late Dr. Ali Omar Juma, who was also the Vice President of the United Republic of Tanzania, was the first Chancellor of KU from 2000 to 2001.
- ii. Hon. Dr. Salim Ahmed Salim former Prime Minister of the United Republic of Tanzania took over as the Chancellor of the University till 2001 to 2020.
- iii. Hon. Anne S. Makinda, the former Speaker of the Parliament of United Republic of Tanzania (the current Chancellor of KU from 2021 to-date).

9.3 Chairpersons of University Council

- i. Prof. Fredrick Kaijage was the first Chairperson of the University Council from 2000 to 2013.
- ii. Ambassador John Ulanga from 2013 to 2025.
- iii. Dr. Donald Mmary from 2025 to date.



9.4 Vice Chancellors

- i. The Late Prof. Hubert C.M. Kairuki was the institution's first Vice Chancellor from 1997.
- ii. Prof. Esther D. Mwaikambo, served between 1999 to 2006.
- iii. Prof. Keto E. Mshigeni served between 2006 and 2016
- iv. Prof. Charles S. Mgone served between 2017 to 2022.
- v. Prof. Yohana J.S. Mashalla is current Vice Chancellor effective from 1st June 2022.

9.5 University Management

The Management team comprises of the Vice-Chancellor; the Deputy Vice Chancellor for Academic Affairs; the Deputy Vice Chancellor for Planning, Finance and Administration; the Corporate Counsel; the University Bursar; Deans of Schools, Directors of Institutes, Dean of Students, and other senior officers.

9.6 Governance Organs

The University is governed in accordance with its Charter, as per provisions in the Universities Act of 2005 (CAP 346).

- i. The Senate
- ii. The University Council
- iii. Board of Directors of Kairuki Health and Education Network (KHEN)

10. Academic Programmes Offered by KU

KU conducts training for undergraduate and postgraduate programmes as follows:

Postgraduate Programmes

- i. Master of Medicine (MMed) in Internal Medicine – Duration 3 years
- ii. Master of Medicine (MMed) in Surgery – Duration 3 years
- iii. Master of Medicine (MMed) in Obstetrics and Gynaecology – Duration 3 years
- iv. Master of Medicine (MMed) in Paediatrics and Child Health – Duration 3 years
- v. Master of Science in Public Health (MScPH) – Duration 18 months

Undergraduate Programmes

- i. Doctor of Medicine (MD) – Duration 5 years.
- ii. Bachelor of Science in Nursing (BScN) – in and pre-service – Duration 4 years.
- iii. Bachelor of Social Work (BSW) – Duration 3 years.

Diploma and Certificate Programmes

- i. Diploma in Nursing (in-service and pre-service) – Duration 3 years.
- ii. Diploma in Social Work – Duration 2 years.
- iii. Certificate in Social work – Duration 1 year.

The programmes mentioned above are offered by School of Medicine, School of Nursing, School of Social Work, Kairuki School of Nursing, and the Directorate of Postgraduate Studies and Research.

11. Calendar

The University calendar runs on a semester system. An academic year starts in the last week of October and ends in the second week of August. Each semester is 22 weeks. There are 18 actual teaching weeks, one week for revision, two for examinations and one for mid-semester breather, per semester.

12. The University Teaching Hospital

Kairuki Hospital (KH) serves as the main teaching hospital. The hospital with 250 bed capacity is endowed with modern diagnostic medical equipment and well trained and experienced medical specialists. Among the facilities at the hospital include MRI, a modern CT scanner, Mammograph, High-Intensity Focused Ultrasound (HIFU) and X-Ray machines (fluoroscope), operating theatres, and in- and out-patient facilities.

The Hospital is a recipient of several awards of excellence in recognition of its outstanding performance in rendering quality health services to the society.

The hospital has departments including Surgery, Internal Medicine, Obstetrics and Gynaecology, Paediatrics, Ophthalmology, ENT and Orthopaedics. Students' practical and clinical training takes place in the Teaching Hospital and at several other referral hospitals within and outside Dar es Salaam. Students undergo clinical experiences at Amana, Mwananyamala and Magomeni Hospitals; Muhimbili National Hospital; Muhimbili Orthopaedic Institute; Ocean Road Cancer Institute, all in Dar es Salaam; Mirembe National Mental Hospital in Dodoma and Tumbi Hospital in Coast region. Field studies take place in various districts in the country providing students with exposure to a wider range of patients and conditions.

13. Students Enrolment Trend for the Past Three Years 2022/23-2024/25

Students enrolment trends for the past three years 2022/23-2024/25 indicates that 1,544 students were enrolled, an average of 515 students enrolled per year, described as follows:

Sn	Year	MMed	MScPH	MD	BScN	BSW	DIN	DSW	Year Total
1	2022/2023	24	5	238	81	16	90	21	475
2	2023/2024	42	-	284	90	18	105	10	549
3	2024/2025	42	3	275	99	25	63	13	520
	Total	108	8	797	270	59	258	44	1,544



Students enrolment trend by gender for the past three years

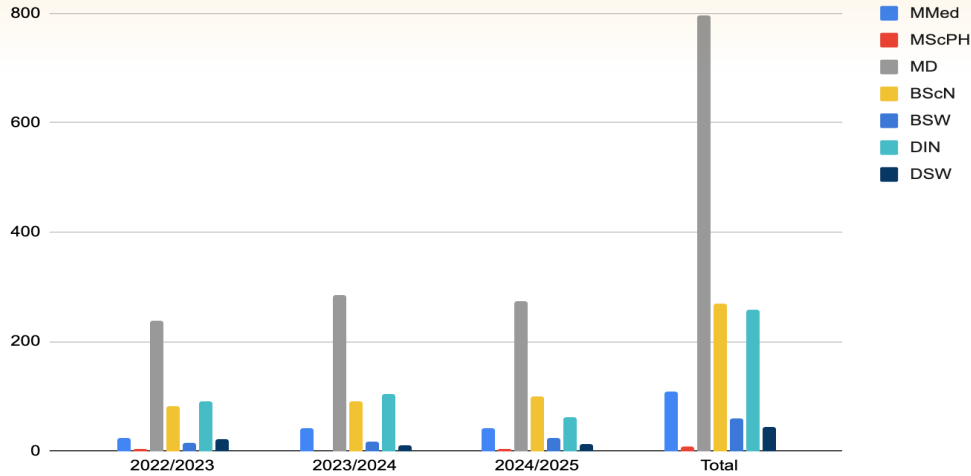


Figure 1: Students enrolment trends for the past three years 2022/23-2024/25

14. Students enrolment trend by gender for the past three years 2022/23-2024/25

Students enrolment trends by gender for the past three Years 2022/23-2024/25, indicate that the total number of enrolled students was 1,544, comprising of 1,051 female students which is 68% compared to 493 male students (32%) distributed as follows:

Sn	Year	MMed		MScPH		MD		BScN		BSW		DIN		DSW		YEAR TOTAL	
		M	F	M	F	M	F	M	F	M	F	M	F	M	F	M	F
1	2022/2023	9	15	-	5	83	155	21	60	3	13	21	69	2	19	139	336
2	2023/2024	16	26	-	-	116	168	15	75	4	14	29	76	3	7	183	366
3	2024/2025	19	23	1	2	104	171	26	73	6	19	12	51	3	10	171	349
	Sub Total	44	64	1	7	303	494	62	208	13	46	62	196	8	36	493	1,051
		Grand Total														1,544	

Students enrolment trend by gender for the past three years

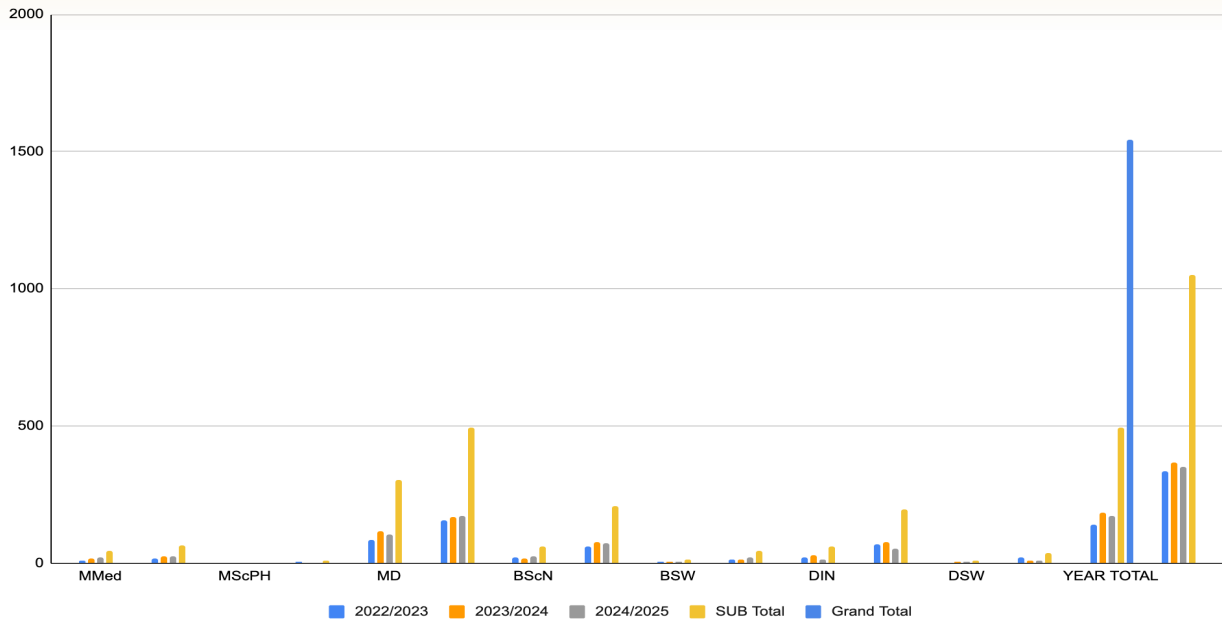


Figure 2: Students enrolment trend by gender for the past three years 2022/2023-2024/2025

15. Students enrolments per year from 1997/98 to 2024/25 academic year per programme

Students enrolments per year from 1997/98 to 2024/25 academic year per programme indicates that MD programme had enrolled 3,447 students (54% of the total number of enrolled students), followed by Diploma in Nursing programme which had enrolled 1,510 (25%) students. Other programmes enrolled 990 (21%) students of all enrolled students described as follows:



Students enrolment trend per year per programme from 1997/1998 to 2024/2025

Sn	Year	MMed	MScPH	MSW	MD	BScN	BSW	DIN	DSW	WTC	Year Total
1	1997/1998	2	-	-	-	-	-	5	-	-	7
2	1998/1999	-	-	-	8	-	-	4	-	-	14
3	1999/2000	-	-	-	16	-	-	11	-	-	27
4	2000/2001	2	-	-	23	2	-	13	-	-	40
5	2001/2002	-	-	-	14	2	-	10	-	-	26
6	2002/2003	-	-	-	27	-	-	12	-	13	52
7	2003/2004	2	-	-	53	4	-	31	-	-	90
8	2004/2005	1	-	-	64	8	-	32	-	18	123
9	2005/2006	4	-	-	77	2	-	28	-	12	123
10	2006/2007	2	-	-	88	19	-	34	-	21	164
11	2007/2008	2	-	-	69	8	-	29	-	20	128
12	2008/2009	3	-	-	63	16	-	36	-	16	134
13	2009/2010	9	-	-	81	6	-	24	-	-	120
14	2010/2011	6	-	-	79	10	-	47	-	-	142
15	2011/2012	1	-	-	86	12	-	60	-	23	182
16	2012/2013	3	-	-	128	7	-	53	-	19	210
17	2013/2014	6	14	30	168	37	-	53	-	11	319
18	2014/2015	7	-	10	186	49	-	45	-	5	302
19	2015/2016	10	10	4	208	73	-	49	-	5	345
20	2016/2017	9	-	6	221	78	-	140	-	5	454
21	2017/2018	-	-	-	170	59	-	135	-	-	364
22	2018/2019	6	-	-	157	51	-	112	-	-	326
23	2019/2020	6	3	-	179	40	-	116	-	-	344
24	2020/2021	15	1	-	234	46	20	94	22	-	432
25	2021/2022	14	2	-	251	62	24	78	12	-	443
26	2022/2023	24	5	-	238	81	16	90	21	-	475
27	2023/2024	42	-	-	284	90	18	105	19	-	558
28	2024/2025	42	3	-	275	99	25	63	13	-	520
		218	38	50	3,447	863	103	1,509	87	168	
Total											6,483

Key: (-) denotes that the programme had not started or has stopped being offered in the year indicated; DIN = Diploma in Nursing, DSW = Diploma in Social Work; MSW = Masters in Social Work.

Students enrolment trends per year from 1997/98 to 2024/25 academic year per programme

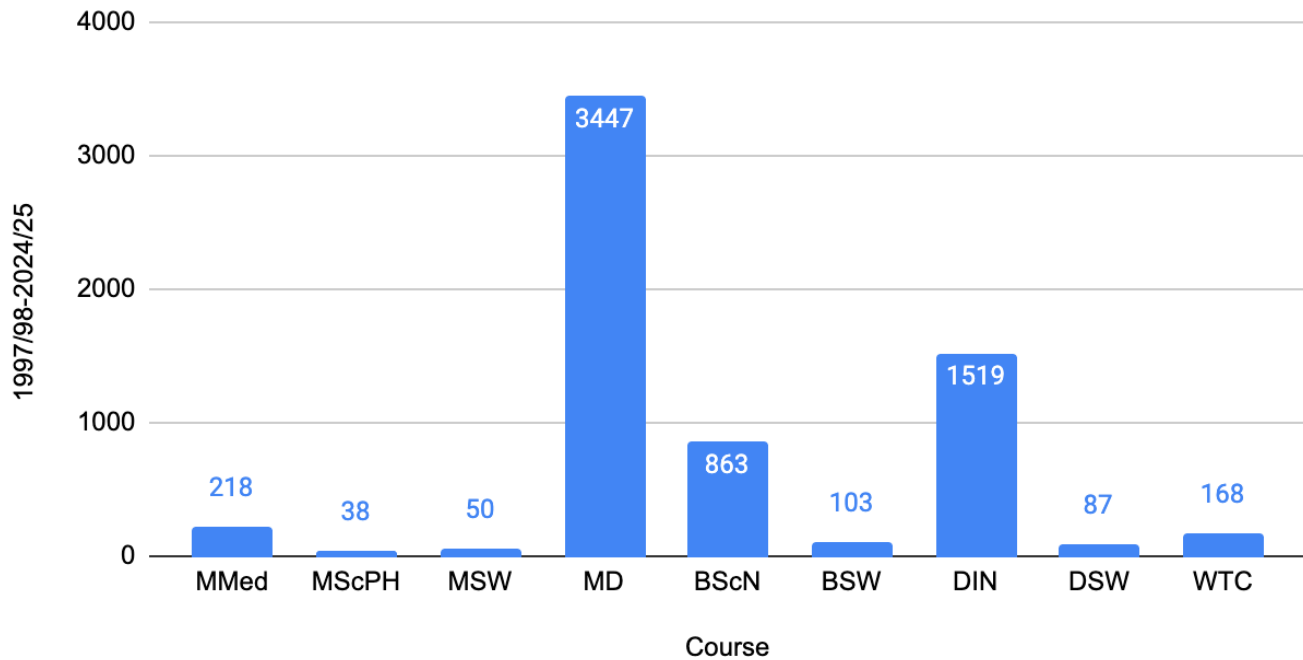


Figure 3: Students enrolment trends per year from 1997/98 to 2024/25 academic year per programme



16. Students population trend for the past three years 2022/23-2024/25

Students population trends for the past three years 2022/23-2024/25 indicates that total student's population was 5,322 growing at an average of 1,774 students population per year:

Sn	Year	Male	Female	Total
1	2022/2023	590	941	1,531
2	2023/2024	653	1,155	1,808
3	2024/2025	690	1296	1,986
	Total	1,933	3,392	5,325

MD Graduates by gender 2022/23 to 2023/24

MD Students population trends for the past three academic years 2022/23-2024/25 by gender 2022/23 to 2023/24

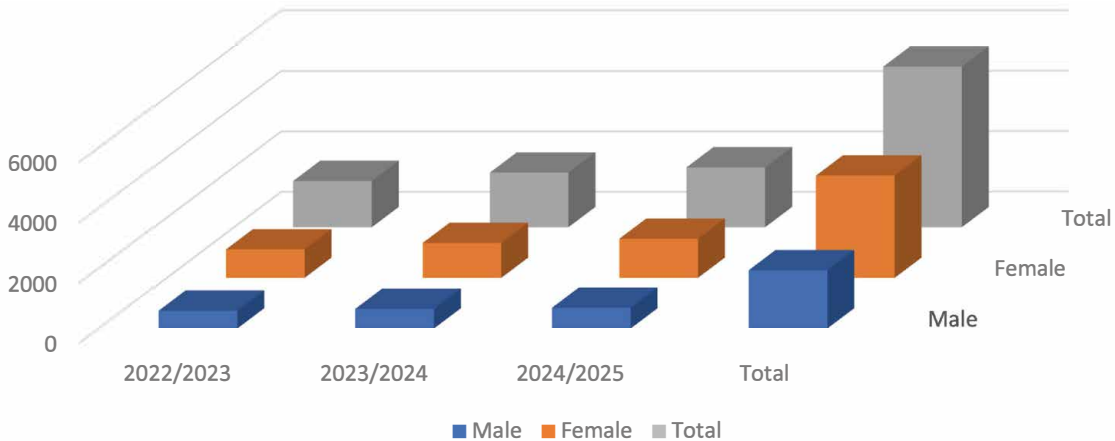


Figure 4: Students population trends for the past three academic years 2022/23-2024/25

17. Graduation statistics for the past two academic years 2022/23 to 2023/24

For the past 2 academic years 2022/23 to 2023/24, a total of 589 students have graduated at KU (an average of 295 graduates per year) for the various programmes offered by KU as follows:

Sn	Year	MMed	MScPH	MSW	MD	BScN	BSW	DIN	DSW	Year Total
1	2022/2023	14	11	-	150	35	14	82	13	319
2	2023/2024	14	13	-	115	34	8	71	15	270
	Total	28	24	-	265	69	22	153	28	589

Graduation trends for the past 2 academic years 2022/23 to 2023/24

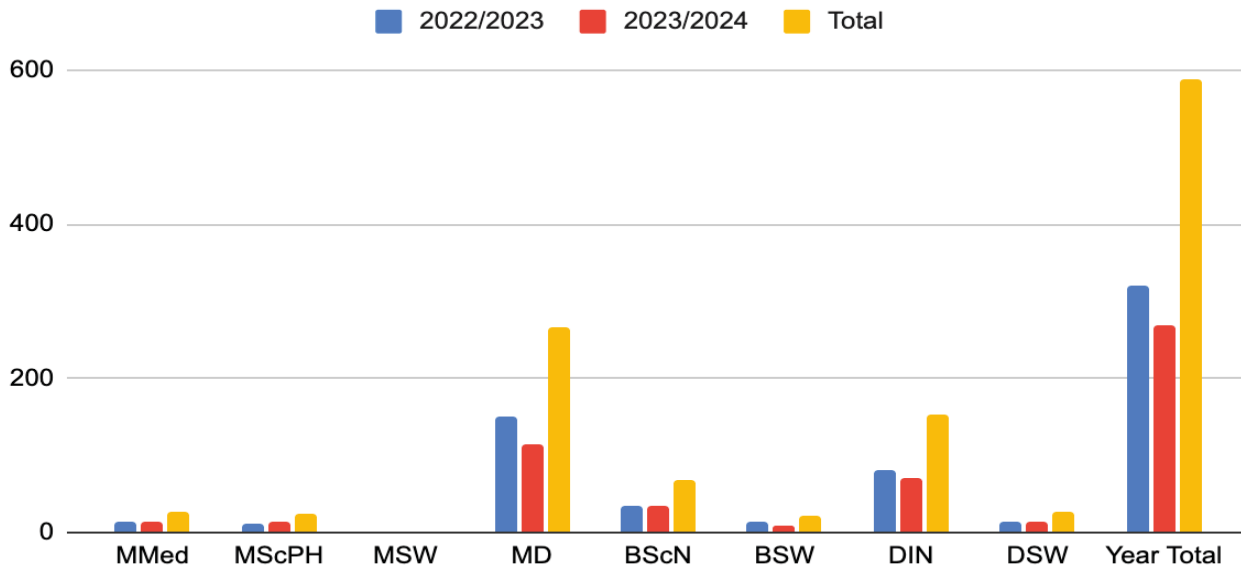


Figure 5: Graduation trends for the past 2 academic years 2022/23 to 2023/24



18. KU Graduates statistics by programme and gender 2017/18-2023/24

i) Doctor of Medicine (MD) graduates per gender 2022/23 to 2023/24

Year	Male	Female	Total
2022	83	67	150
2023	52	63	115
	135	130	265

MD Graduates by gender 2022/23 to 2023/24

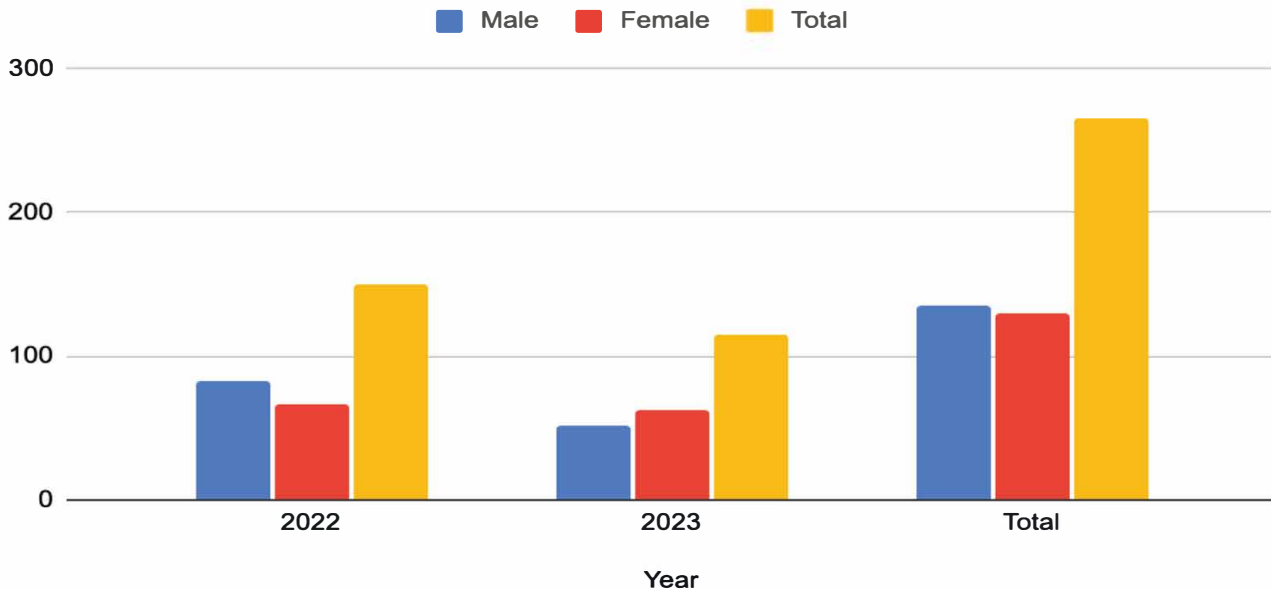


Figure 6: MD Graduates by gender 2022/23 to 2023/24

ii) Bachelor of Science in Nursing (BScN) graduates by gender 2022/23 to 2023/24

Year	Male	Female	Total
2022	14	21	35
2023	13	21	34
	27	42	69

BScN Graduates by gender 2022/23 to 2023/24

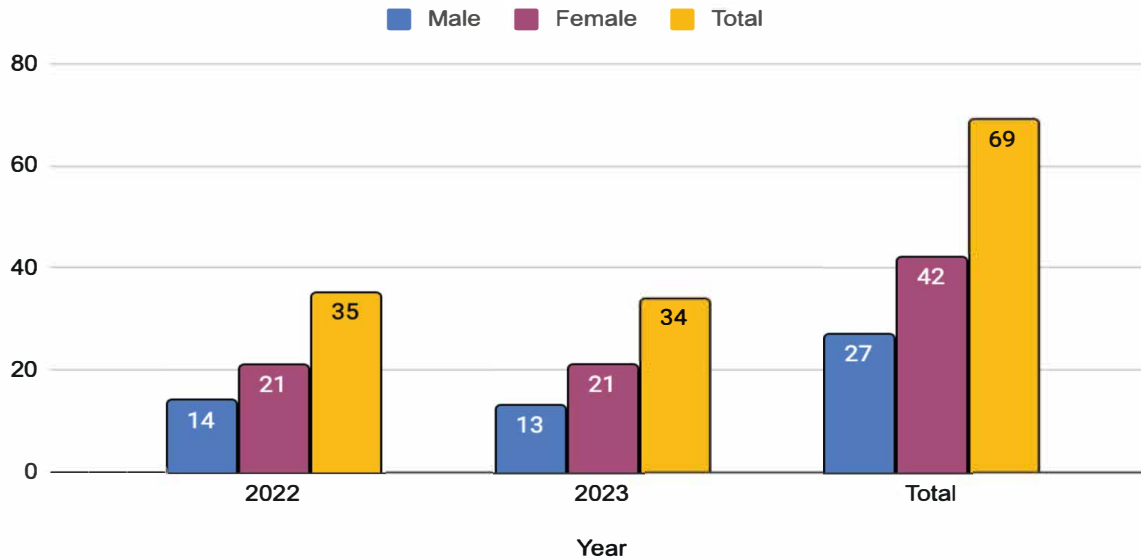


Figure 7: BScN Graduates by gender 2022/23 to 2023/24



iii Bachelor of Social Work (BSW) graduates by gender 2022/23 to 2023/24

Year	Male	Female	Total
2022	5	9	14
2023	2	6	8
	7	15	22

BSW Graduates by Gender 2022/23 to 2023/24

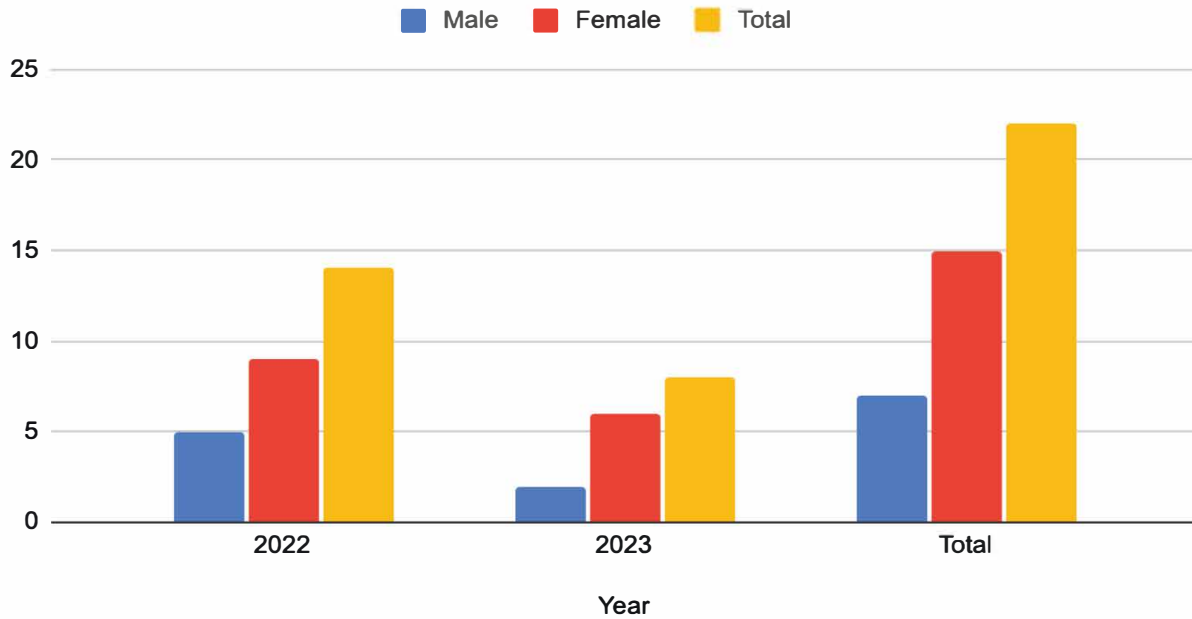


Figure 8: BSW Graduates by Gender 2022/23 to 2023/24

iv) Master of Medicine (MMed) graduates by gender 2022/23 to 2023/24

Year	Male	Female	Total
2022	9	5	14
2023	5	9	14
	14	14	28

MMed graduates by gender 2022/23 to 2023/24

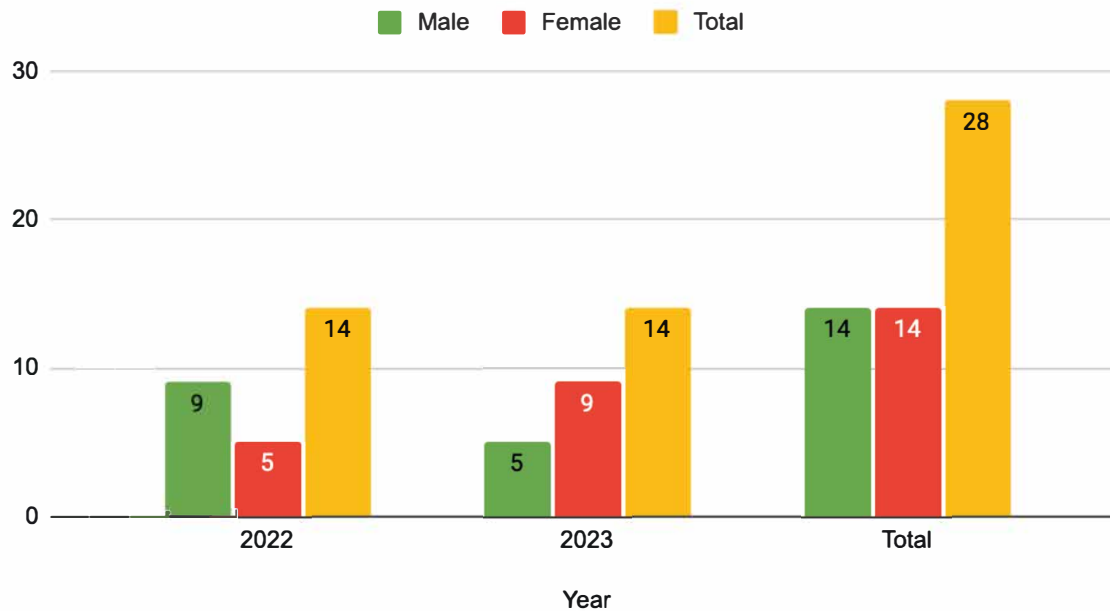


Figure 9: MMed graduates by gender 2022/23 to 2023/24



v) Master of Science in Public Health (MScPH) graduates by gender 2022/23 to 2023/24

Year	Male	Female	Total
2022	-	-	-
2023	-	6	6
	-	6	6

MScPH graduates by gender 2022/23 to 2024/25

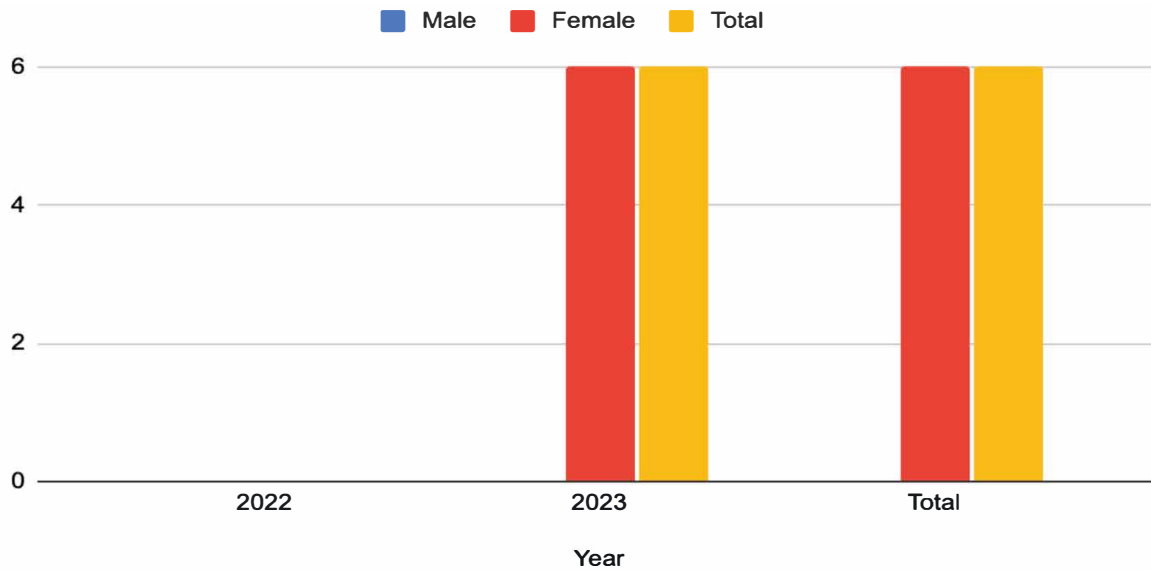


Figure 10: MScPH graduates by gender 2022/23 to 2024/25

vi) Diploma in Nursing (DIN) graduates by gender 2022/23 to 2023/24

Year	Male	Female	Total
2022	17	65	82
2023	19	62	81
	36	127	163

DIN graduates by gender 2022/23 to 2024/25

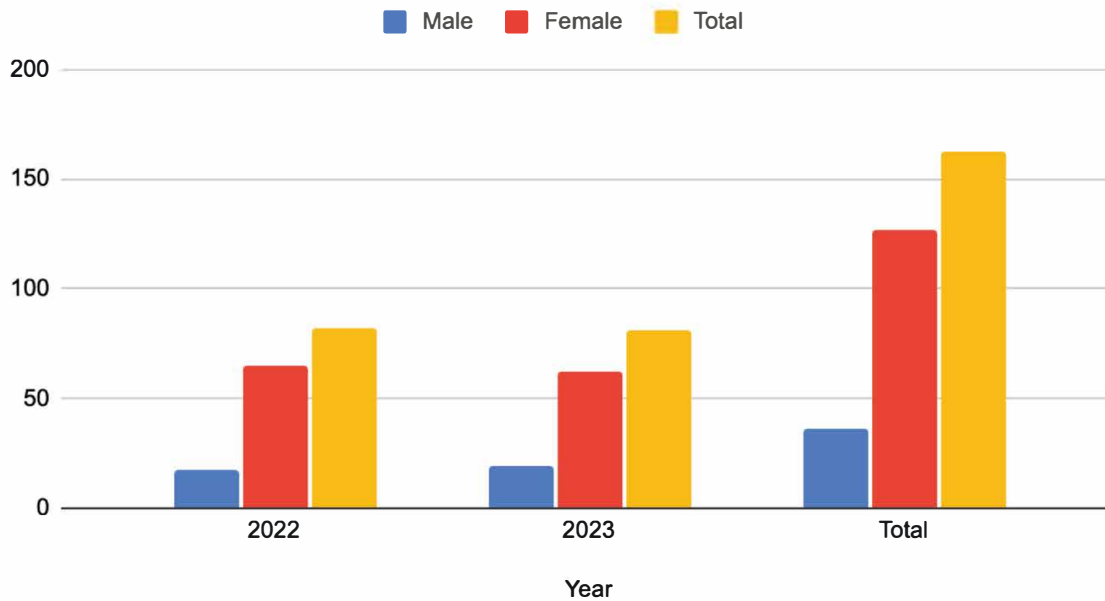


Figure 11: DIN graduates by gender 2022/23 to 2024/25



vii) Diploma in Social Work (DSW) graduates by gender 2022/23 to 2023/24

Year	Male	Female	Total
2022	2	11	13
2023	2	13	15
	4	14	28

DSW graduates by gender 2022/23 to 2024/25

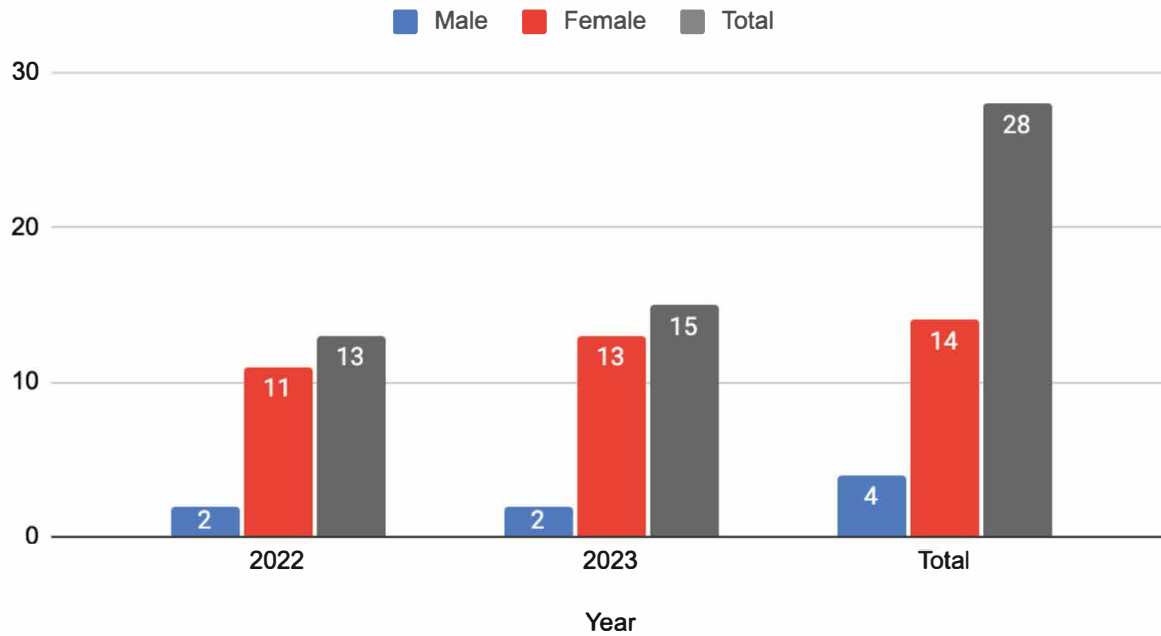


Figure 12: DSW graduates by gender 2022/23 to 2024/25

19. KU graduation statistics by year from 2003/2004 to 2023/2024

Sn	Year	MMed	MScPH	MSW	MD	BScN	BSW	DSW	DIN	CIN	WTC	Year Total
1	2003/2004	2	-	-	4	6	-	-	38	13	-	63
2	2004/2005	-	-	-	12	-	-	-	12	4	-	28
3	2005/2006	2	-	-	20	3	-	-	29	18	-	72
4	2006/2007	2	-	-	8	8	-	-	30	13	-	61
5	2007/2008	-	-	--	26	1	-	-	29	19	-	75
6	2008/2009	-	-	-	42	2	-	-	33	30	-	107
7	2009/2010	4	-	-	50	14	-	-	27	25	-	120
8	2010/2011	8	-	-	70	8	-	-	34	19	-	139
9	2011/2012	4	-	-	94	14	-	-	54	22	-	188
10	2012/2013	4	-	-	56	6	-	-	39	9	-	114
11	2013/2014	8	-	4	71	4	-	-	23	10	-	120
12	2014/2015	7	-	22	71	6	-	-	17	8	16	147
13	2015/2016	1	11	4	70	5	-	-	24	5	16	136
14	2016/2017	5	-	6	73	15	-	-	33	5	22	159
15	2017/2018	8	7	3	136	32	-	-	21	-	-	207
16	2018/2019	8	2	1	153	59	-	-	21	-	-	244
17	2019/2020	8	1	-	201	54	-	-	210	-	-	474
18	2020/2021	2	-	1	184	42	-	-	146	-	-	375
19	2021/2022	7	3	-	171	43	-	10	84	-	-	318
20	2022/2023	14	-	-	150	35	14	13	82	-	-	308
21	2023/2024	14	6	-	115	34	8	15	71	-	-	263
		108	30	41	1777	391	22	38	1057	200	54	Total 3,718

Key: (-) denotes that the programme had not started or has stopped being offered in the year indicated.



20. International Students

In the past three academic years 2022/23 to 2024/25, KU has enrolled international students in the various programmes offered by the university from Kenya, Democratic Republic of Congo, India, Cameroon, Ghana, Namibia, Pakistan, Zimbabwe, Botswana, Angola and Nigeria as follows:

Sn	Country	MD	BSCN	BSW	DIN	DSW	MMed	TOTAL
1	Kenya				3			3
2	Zimbabwe	1				1	1	3
3	India	6						6
4	Nigeria	1		1				2
5	Cameroon						1	1
6	Ghana						1	1
7	Congo (DRC)	1					1	2
8	Pakistan	1						1
9	Botswana	1						1
10	Angola				1			1
							Total	21

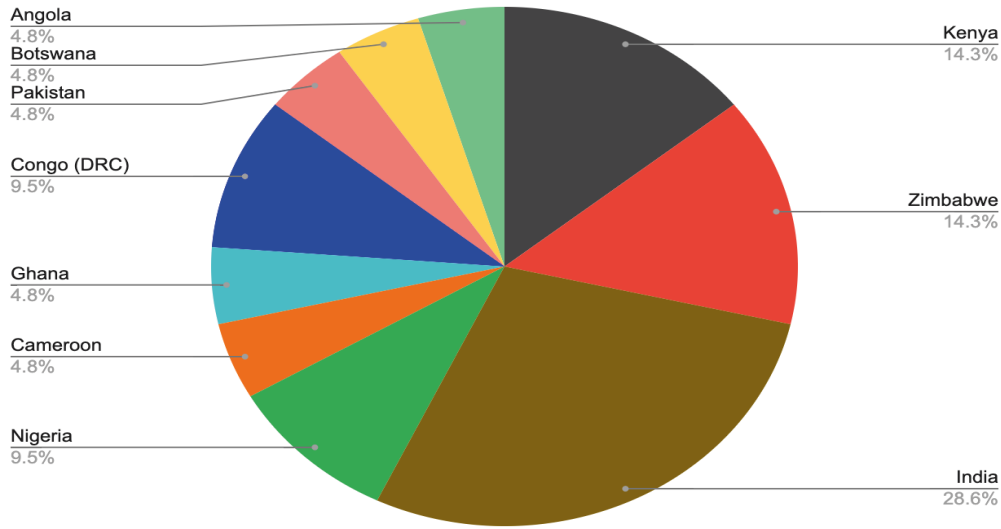


Figure 13: International students enrolled from 2022/23 to 2024/25

21. Kairuki Alumni Association

The Kairuki Alumni Association is a network of graduates dedicated to foster lifelong connections, supporting university growth, and promoting professional and community development. The association organizes convocations annually where alumni and staff share experiences on services, research findings, innovations, and industry insights, fostering academic discourse and professional growth.

Since Kairuki University inception, the Kairuki Alumni Association has organized six successful convocation ceremonies offering space for knowledge exchange, mentorship programs, and career development workshops. Through panel discussions and interactive sessions, alumni continue to contribute to the advancement of Kairuki University while maintaining strong professional ties. By engaging in these initiatives, the association ensures continuous learning, collaboration, and meaningful impact within the university and the broader community. The last convocation was held on 6 December 2024, with a theme **“Navigating Advancements in Digital Healthcare”**. The Chief Guest was Dr Ellen Mkondya-Senkoro, Chief Executive Officer of the Benjamin Mkapa Foundation.

22. Students Welfare

22.1 Office of the Dean of Students

The Office of the Dean of Students is responsible for taking care of all forms of students’ welfare matters ranging from social, mental, emotional,

physical and spiritual. The main objective of the office of Dean of Students is to provide guidance and support for enhancing students’ growth and development. The office of the Dean of Students maintains regular counselling and guidance services to students individually or in groups on issues ranging from academic to social, financial, and spiritual matters.

22.2 Students Association

The University has a Students Association (KUSA), with its own constitution. All students automatically become members by registration. The KUSA office is under the guidance of the office of the Dean of Students. The students’ association is an important link between students and the University Management. The association contributes to decision making on matters that affect students.

22.3 Sports and Games /Recreational Activities

Games and sports play an important role in fostering students’ academic career and in attaining good health. KU students participate in various extramural activities, such as inter-class competition, the inter-college games with universities located in Dar es Salaam or medical schools and the East Africa Universities games. The University is also affiliated to local and international sports organizations such as Tanzania Universities Sports Association (TUSA), East Africa Universities Sports Federation (EAUSF). Through TUSA the University is affiliated with Federation of African University Sports (FASU) and the Federation of International University Sports (FISU).



22.4 Student's Accommodation

The University has a hostel for male and female students. The hostel is located opposite the existing main university building along 70 Chwaku Road, Mikocheni, Kinondoni district in Dar es Salaam. The Hostel Committee under the Dean of Students coordinates accommodation services in liaison with the Hostels Manager.

22.4.1 In-Campus Accommodation

The hostel accommodates both undergraduate and postgraduate students, has a capacity of 456 students. Students may be offered accommodation in the University hostel upon payment of tuition and hostel fees and priority is given to students with special needs, international students, first year students, finalist students and students' leaders. The hostel provides students with a bed, mattress, ceiling fan, cupboard, bookshelf, reading chair and table, and a dust/waste bin. Residents are expected to comply with the students' by-laws regarding in-campus accommodation.

22.4.2 Off-Campus Accommodation

Students who fail to secure in-campus accommodation are advised to seek alternative accommodation in the nearby private hostels and private rental homes. However, the lease agreement shall remain between the student and the owner of accommodation facility. Office of the Dean of Students and the Students Association (KUSA) assists students by making available to them a list of off campus accommodation facilities.

22.4.3 Students' Health Services

All students are required to have health insurance coverage, either through the National Health Insurance Fund (NHIF) or other health insurance providers. Both new and continuing students must show proof of their health insurance during registration. Students are advised to use the Kairuki Hospital for medical services. Students who opt to use NHIF must complete their registration through the Online Students Information Management (OSIM) system. Upon successful registration, students can generate control numbers, which enable them to pay the NHIF fee of TZS 50,400 per annum directly to NHIF. After payment, students will use their NIDA number to access medical services at the hospital. Students who are under 18 years will receive an NHIF card after making TZS 50,400 payment through OSIM. Postgraduate students are advised to contact the Dean of Students for guidance on health insurance. Please note that no student will be allowed to attend lectures, clinical rotations, or field attachments without registering for NHIF.

22.4.4 Cafeteria Services

The University offers Catering Services, located on the second floor of the hostel building, where students pay for the meals. Students are prohibited from cooking in the University hostel and therefore, are advised to use the catering services available. The cafeteria provides a three course menu every day to students at reasonable prices. Special meal arrangements are made during the Holy Month of Ramadhan. Catering services are also provided by several vendors outside the University campus.

22.4.5 Psychosocial Wellness Centre

The University has a Psychosocial Wellness Centre which caters for the welfare of the students and KHEN staff. The Centre was established to provide advisory, counselling services and crisis intervention to students and staff faced with psychological trauma, psychosocial crisis and stress. It also aims at promoting mentoring relationship between staff and students. The Psychosocial Wellness Centre is coordinated by the Social Work Department in Collaboration with the office of the Dean of Students, the Departments of Behavioural Science and Ethics, Psychiatry and Mental Health Nursing.

22.4.6 Student Advising

Student advisors play an important role in promoting students' success by assisting students in a way that encourage them to engage in the right kind of activities, inside and outside the classroom. At KU, each student becomes assigned to an advisor during first year at the University and remains with the same advisor for the entire stay at the University.

22.4.7. Sponsorship/Study Loan Opportunities

Students are advised to apply for sponsorship/study loan from either the Government of the United Republic of Tanzania, through the Ministry of Education and Vocational Training, the Higher Education Students Loans Board (for the Doctor of Medicine and Bachelor of Science in Nursing degrees); Ministry of Health (for postgraduate master's degree Programmes), or from other funding agencies, employers, parents, embassies, or private sponsors. The University assists

students by introducing and recommending them to funding agencies. More information regarding fees structure for each programme can be obtained from the KU Website www.ku.ac.tz or by a visit to KU.

22.4.8 Religious Activities

The University supports freedom of worship and a pluralistic, multi-cultural and interdenominational environment. KU offers dedicated places for individuals and groups to worship and pray and promotes religious tolerances amongst religious and other social groups in the community. The University has the following religious groups which students are free to join:

- i. Tanzania Universities and Colleges Adventist Students Association (TUCASA)
- ii. Kairuki University Catholic Association (KUCA)
- iii. Kairuki University Muslim Students Association (KUMSA)
- iv. Tanzania Fellowship of Evangelical Students (TAFES)
- v. Christ Ambassadors Students Fellowship Tanzania (CASFETA)
- vi. Protestants under the Christian Council of Tanzania (CCT)

22.4.9 Students Professional and Association Club

KU Management uses this partnership to nurture and mentor students' leaders into lifelong leaders. The students professional and association clubs at HKMU are include:

- i. Tanzania Medical Students Association (TAMSA KU Branch).
- ii. Tanzania National Nurses Association- (TANNA KU branch).



- iii. Rotaract Club Kairuki Chapter.
- iv. KU Alumni Association.
- v. Red Cross KU Branch.

23. Staffing as of 2024/25 academic year

The University uses both full time and part time teaching staff in the ratio of 72% to 28%, respectively. KU has a total of 134 full time staff as of February 2025 with the majority (48.0%) in the age range 31 – 50 years.

23.1 Staff distribution by age

Sn	Staff details	21-30	31-40	41-50	51-60	61-70	71+	No.
1	Academic Staff	14	15	20	13	12	16	90
2	Administration Staff	-	16	11	9	2	-	38
3	Technical Staff	1	2	-	1	1	1	6
	All Staff	15	33	31	23	15	17	134

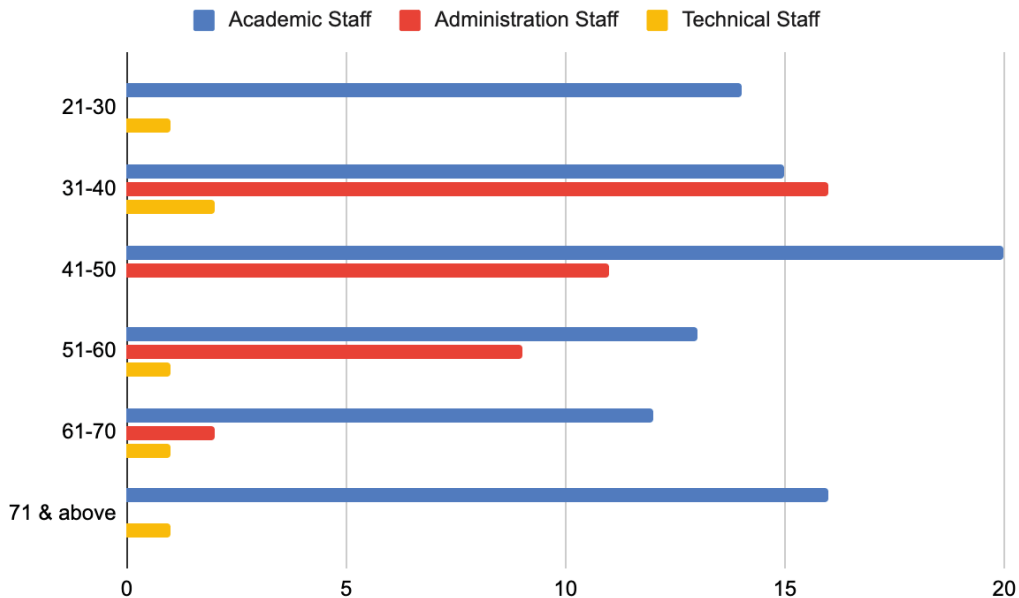


Figure 14: Staff distribution by age

23.2 Staff distribution by gender

Sn	Staff Details	Male	Female	Staff No.	Male %	Female %
1	Academic Staff	51	39	90	57%	43%
2	Administration Staff	21	17	38	55%	45%
3	Technical Staff	3	3	6	50%	50%
	All Staff	75	59	134	56%	44%

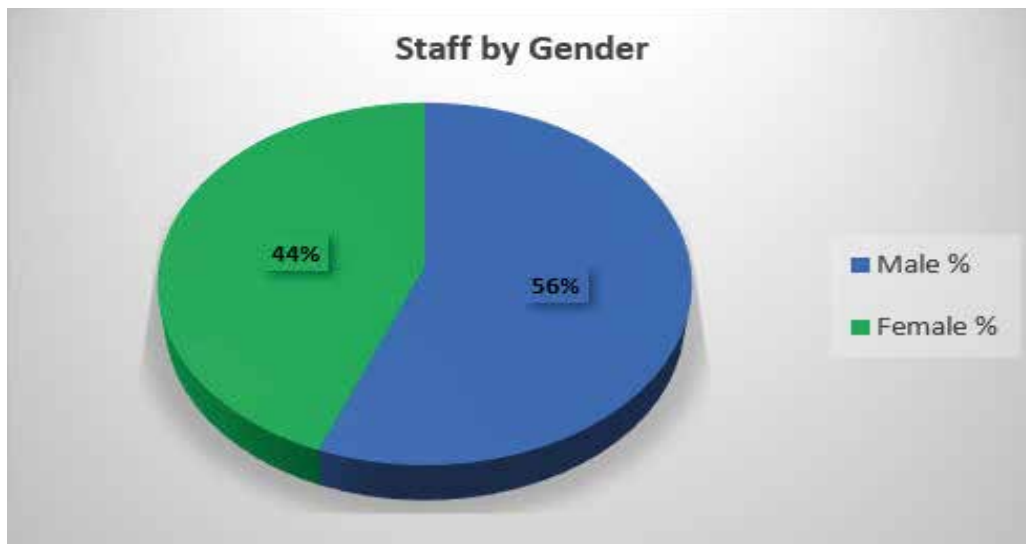


Figure 15: Staff by gender



23.3 Staff by qualifications

Sn	Staff Details	PhD	Masters	PG- Diplo- mas	Degrees	Diplomas	Certifi- cates	Staff No.
1	Academic Staff	13	57	-	20	-	-	90
2	Administration Staff	-	9	4	15	3	7	38
3	Technical Staff	-	-	-	4	2		6
	All Staff	13	66	4	39	5	7	134

Staff distribution by qualifications

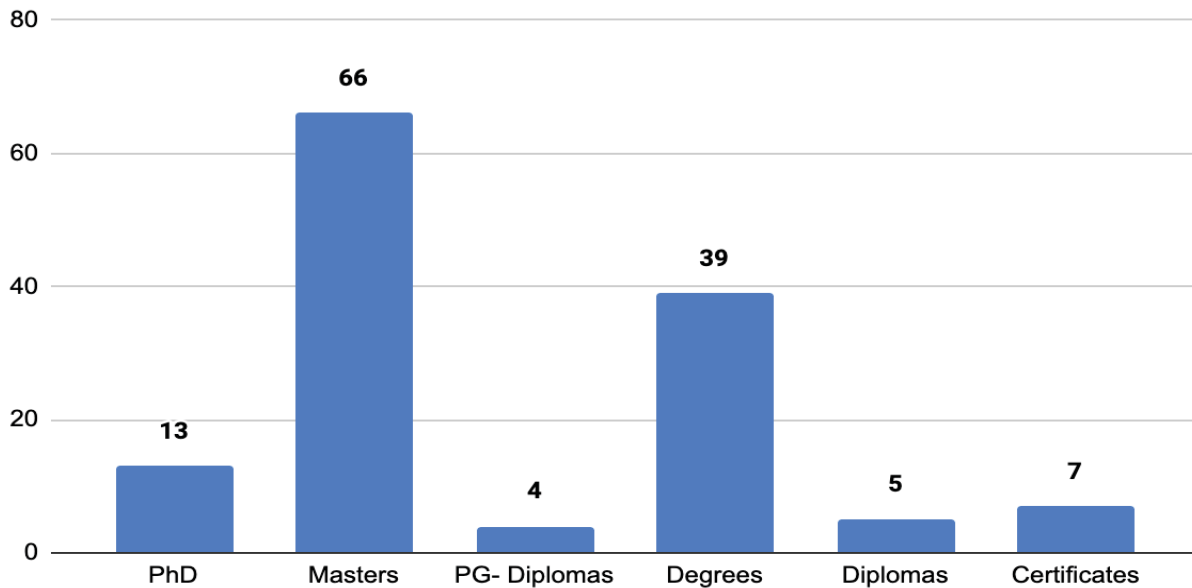


Figure 16: Staff distribution by qualifications

23.4 Academic & technical staff by ranks

No	Staff Details	Staff No
1	Professor	4
2	Associate Professor	9
3	Senior Lecturer	15
4	Lecturer	18
5	Assistant Lecturer	32
6	Clinical Instructor	1
7	Tutorial Assistant	10
8	Technical Staff	6
	Total	95

Staff by ranks

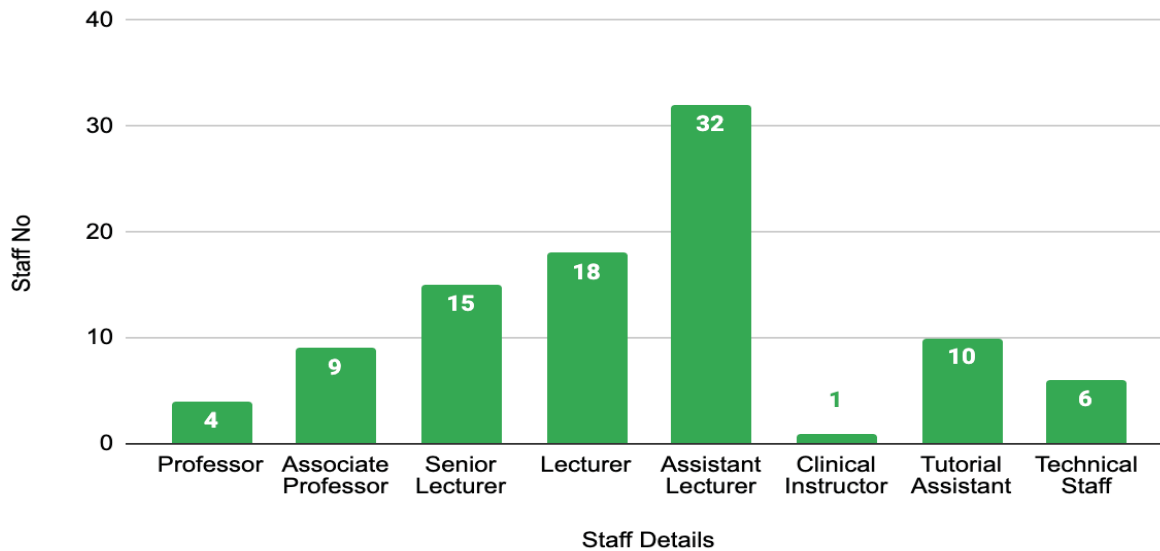


Figure 17: Academic & technical staff by ranks



23.5 Academic and technical staff by ranks and gender

Sn	Staff Details	Staff No.	Male	Female	Male %	Female %
1	Professor	4	4	-	100%	0%
2	Associate Professor	9	7	2	78%	22%
3	Senior Lecturer	15	12	3	80%	20%
4	Lecturer	18	11	7	61%	39%
5	Assistant Lecturer	32	13	19	41%	59%
6	Clinical Instructor	1	-	1	0%	100%
7	Tutorial Assistant	10	3	7	30%	70%
8	Technical Staff	6	3	3	50%	50%

Academic and technical staff by ranks and gender

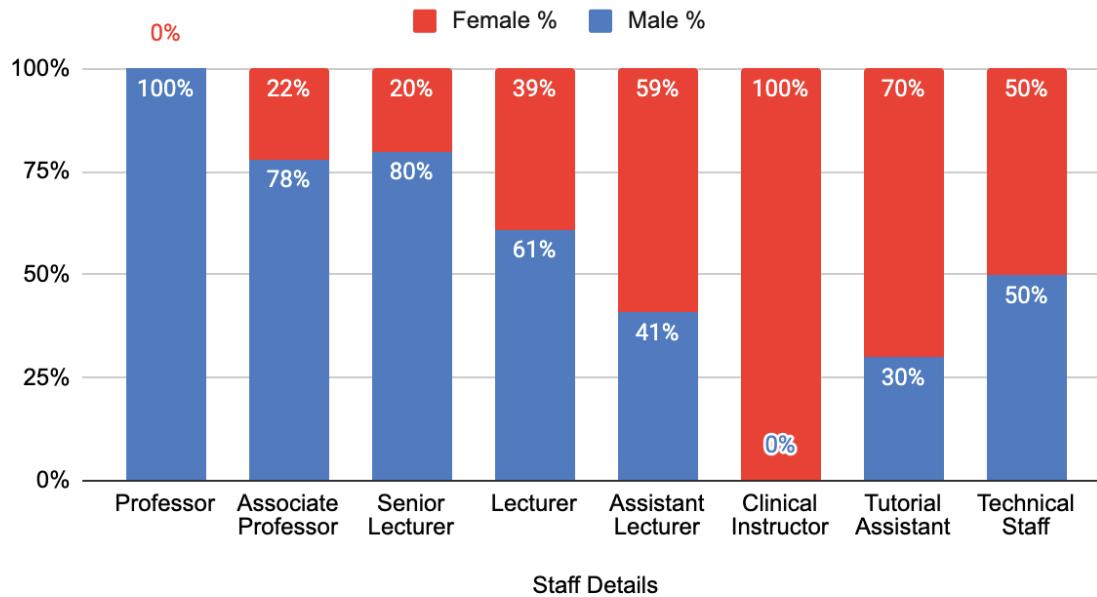


Figure 18: Academic and technical staff by ranks and gender

24. ICT Services at KU

The University embraces technology to enhance education, research, and consultancy services. The current university 400 Mbps internet connectivity fosters a digitally enabled environment for students and staff. The table below highlights key ICT services and infrastructure available at KU:

ICT Services	Details
Internet Service	400 Mbps (100Mbps for staff, 300Mbps for students)
Email System	Microsoft 365 Outlook for staff, Google for Education for students
Wireless Internet	Available for both staff and students
Online Learning Platforms	Moodle & Google Classroom
Academic Management	OSIM (academic data, exams, fee collection)
Examination Marking	Zip Grade
Library Management	KOHA Library System
Institutional Repository	DSpace
Financial Management	Pastel
Office Management	Microsoft 365
Online Meetings	Zoom Subscription
Anti-Plagiarism Tool	Turnitin
Eduroam	Staff and students have access to Eduroam, allowing them to connect to secure Wi-Fi at participating education and research institutions worldwide without needing to request credentials.

ICT Infrastructure	Details
Campus Network	Full Coverage
Power Backup for Server Room	Available
Lecture Room Audio Visual Facilities	Computer, Projectors, Microphones
Video Conferencing	Available



25. University Library

The library is regarded as unassuming pillars of society. It's not merely repositories of books but vibrant hubs of learning, innovation, and cultural enrichment. KU library comprises of two sections which are Main library and Book bank. The library has in place the following materials, facilities and resources on which its services depend upon.

25.1 Library Physical Space

The main library and book bank are located on the 7th floor providing space for reading resources and materials, equipment and browsing.

25.2 Library Collection

KU Library has a collection of 10,391 physical books with a ratio of 2 copies per student and 5 copies per staff member for the semester. Several databases e.g., “digital library” are available; extensively accessed and used by students. The library staff have expertise and well prepared to assist students on how to search for and locate needed information from different databases. The library conducts Information Literacy to users to equip the students and academic staff with appropriate skill in searching, locating, evaluating and using e-resources ethically. The Consortium of Tanzania University and Research Libraries (COTUL) provides relevant resources for medical, Health and Allied Sciences information including EBSCOhost, Emerald insight, Tailor & Francis journals etc and others under Research4Life partnerships available include Hinari, PubMed, and Science Direct.

25.3 Library Management and Information Systems

KU embarked on using Library Management Systems, for example KOHA and Institutional Repository (Dspace) since 2014. KOHA helps in the centralised management to improved access, easy cataloguing of reading materials, efficient circulation, security of resources, real-time reporting, multi-lingual support, interoperability, and community support. DSPACE Institution repository (IR) is software used to collect, preserve and disseminate electronic copies of the intellectual output of organization, particularly institutional research. Currently there are 881 publication articles and 162 for post graduate dissertations in IR whereas 9909 physical books are in KOHA.

26. University Strategic Plan

Launched on 15th October 2024, the University is implementing its Fourth Five-Year Rolling Strategic Plan for 2023-2028. This Strategic Plan serves as a roadmap for the University's goals over the next five years, focusing on key areas that are essential for fostering a vibrant, inclusive, and progressive academic environment. Through the successful implementation of these objectives, the University aims to enhance its reputation, improve stakeholder satisfaction, and contribute to the community at large. The Rolling Strategic Plan 2023/2028 has the following six Key Result Areas (KRAs):

Key Result Area	Objective
Governance	Optimize governance to enhance university performance through compliance and continuous improvement.
Human Resources Management and Development	Create an engaging work environment through feedback, communication, professional growth, recognition, and work-life balance support.
Inclusive Teaching and Learning	Enhanced teaching and learning excellence through innovation, engagement, and student success while maintaining rigorous quality assurance standards.
Infrastructure and Boko Campus Development	Enhanced Infrastructure and its Management.
Research, Consultancy, and Innovation	Promote research, consultancy, and innovation.
Finance, Planning, Procurements, and Auditing	Ensure efficient financial management, planning, procurement, and auditing processes to optimize resource allocation and minimize risks.

27. KU Boko Campus Construction

The University is establishing a new campus at Boko, Dar es Salaam. Construction of the School of Medicine block (Stage I, Phase I) has been completed. The University has developed a concept note for the development of the Boko campus and negotiations for funding sources are ongoing with potential funders. The University is renovating the building formerly used for the mushroom project for use by the proposed Bachelor of Pharmacy Programme. The curriculum for this programme has already been approved by Senate. KU is developing a sports complex at the Boko campus which will be used by KU students and official functions e.g., graduation ceremonies.

28. Research and Publications Activities for the Past Five Years 2022/2023 to 2024/25 Academic Years

Since its inception, KU has attracted external funding as well as technical support for collaborative research and development activities in partnership with institutions from UK, USA, Canada, South Africa, Greece and Italy. The University's research activities focus on malaria, human genome, non-communicable diseases and human nutrition.



For the past three years KU was involved in research and publications Activities as follows:

Sn	Items	Number
1	Research/Project Proposals developed and submitted to donors	16
2	Ongoing Research Activities	15
3	Publications	217

29. Students Engagement in Community Services

Kairuki University (KU) students actively participate in medical outreach, providing psychosocial support, and advocacy, contributing to community well-being, while enhancing their professional skills. Through outreach programs, students provide clinical services, disease screenings, maternal and child healthcare, and health education to communities.

Beyond healthcare, students provide psychosocial support to communities addressing gender-based violence (GBV), mental health, and substance abuse prevention. They conduct counselling sessions, awareness campaigns, and mentorship programs, including visits to orphanages where they provide emotional support and life skills training.

Student organizations play a pivotal role in KU's outreach efforts, e.g., the Rotaract Kairuki Chapter engages in charitable

drives, mentorship programs, and leadership training, focusing on youth empowerment and sustainable development. Tanzania Medical Students' Association (TAMSA) organizes medical camps, blood donation drives, and health awareness campaigns, ensuring underserved communities receive healthcare services. The University Nursing Students' Association of Tanzania (UNSATA) is dedicated to maternal and neonatal care, first aid training, and vaccination campaigns. The Social Work Club focuses on GBV prevention, mental health support, social welfare education, and counselling for vulnerable groups.

Through fieldwork placements in hospitals, clinics, and social welfare organizations, KU students gain hands-on experience, reinforcing their commitment to community service and professional development. Their collective efforts ensure sustainable impact, strengthening KU's role in social and health transformation. These programs enhance students' practical skills while strengthening the University's ties with the communities.



KAIRUKI UNIVERSITY

70 Chwaku Street, Regent Estate, Mikocheni | P.O.Box 65300, Dar es Salaam, Tanzania.

Telephone: +255 22 2700021/4 | Fax: +255 22 2700017/2775591,

Email: info@ku.ac.tz | Web: www.ku.ac.tz